




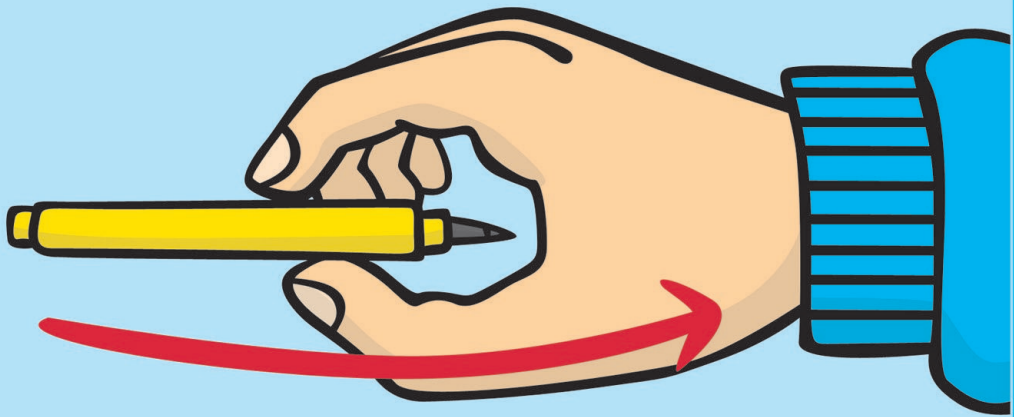
1

Nip



2




Flip










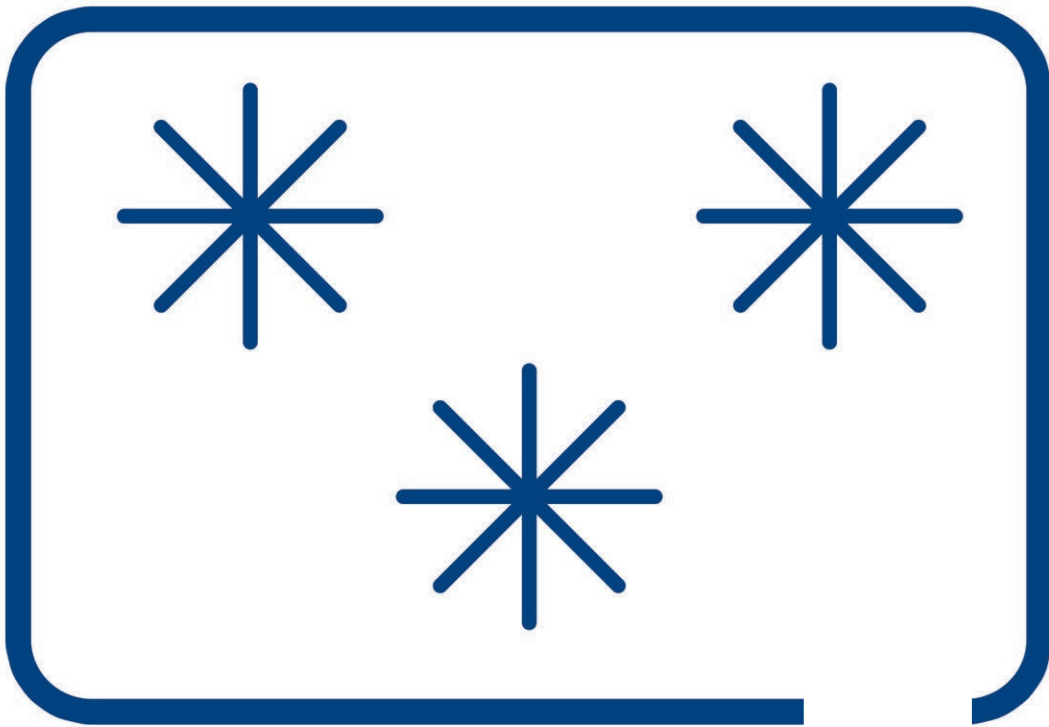
3



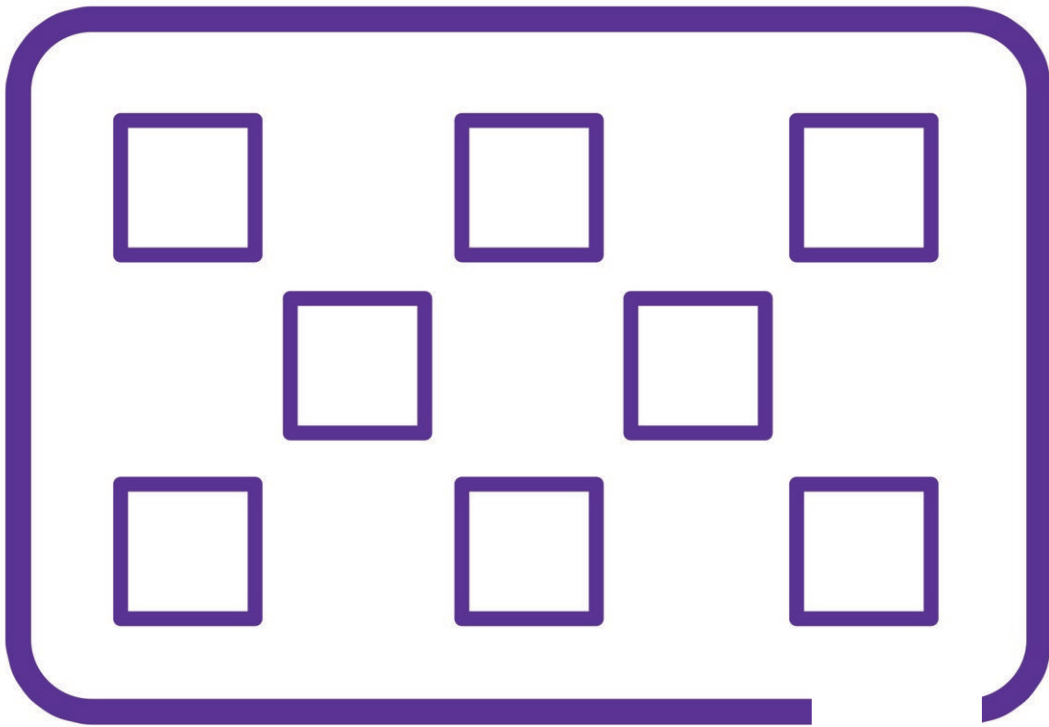
Grip

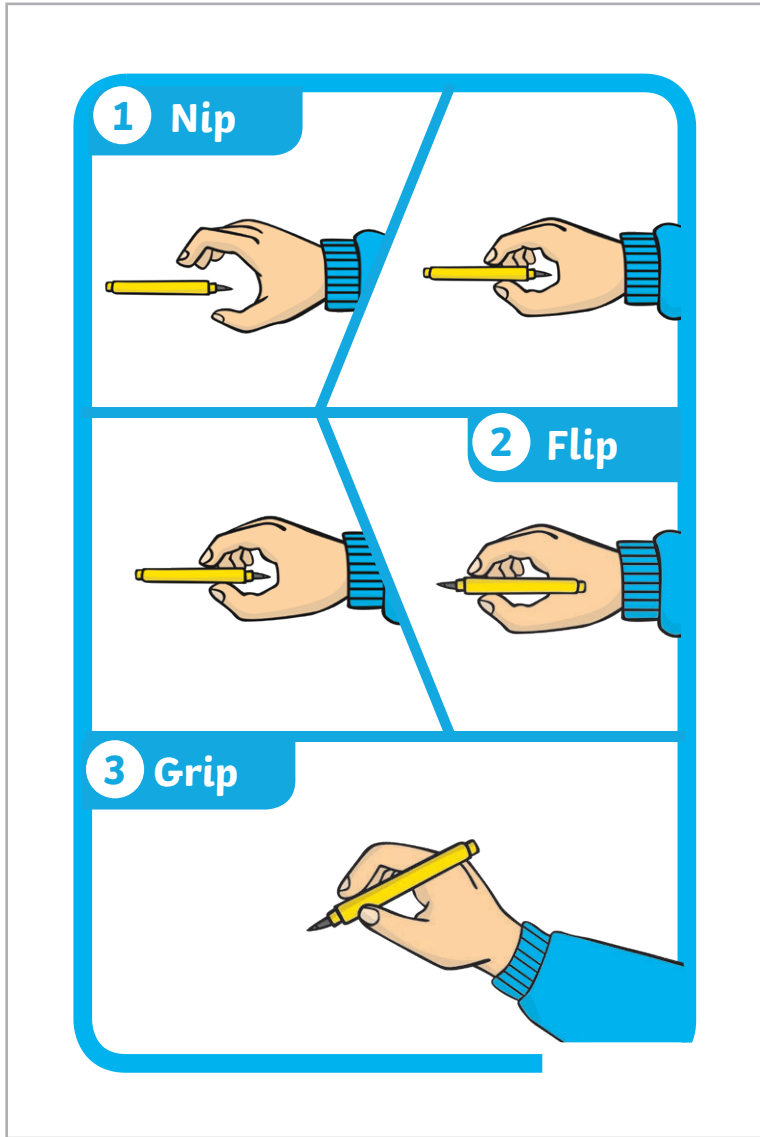
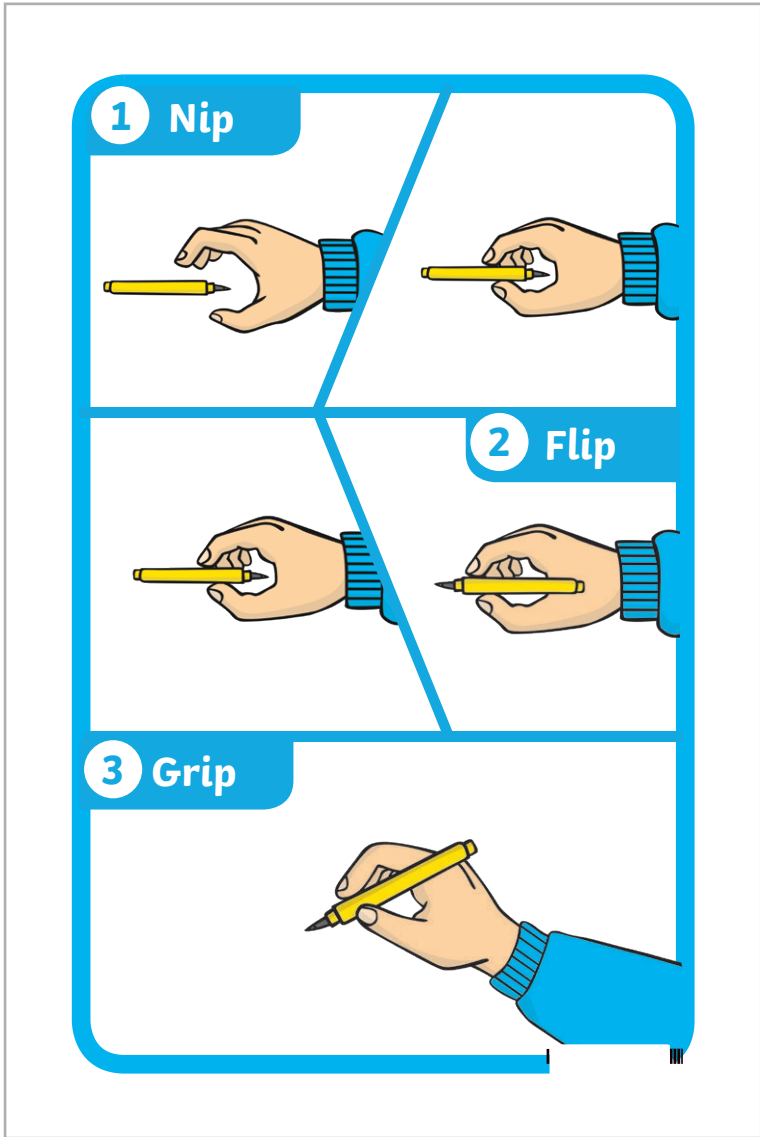






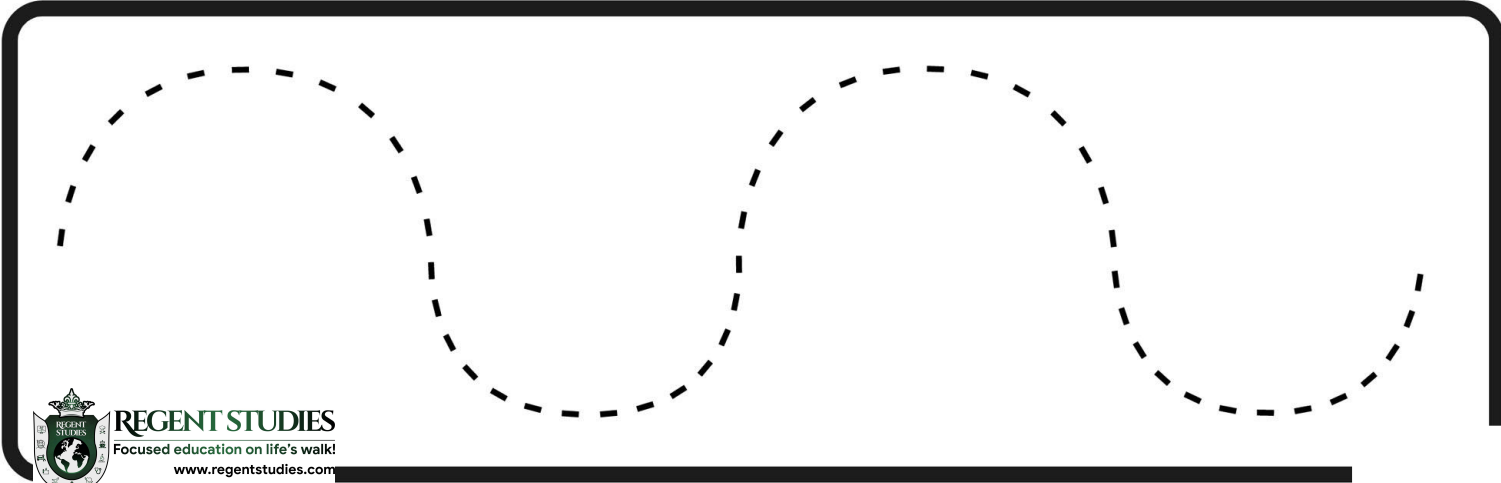
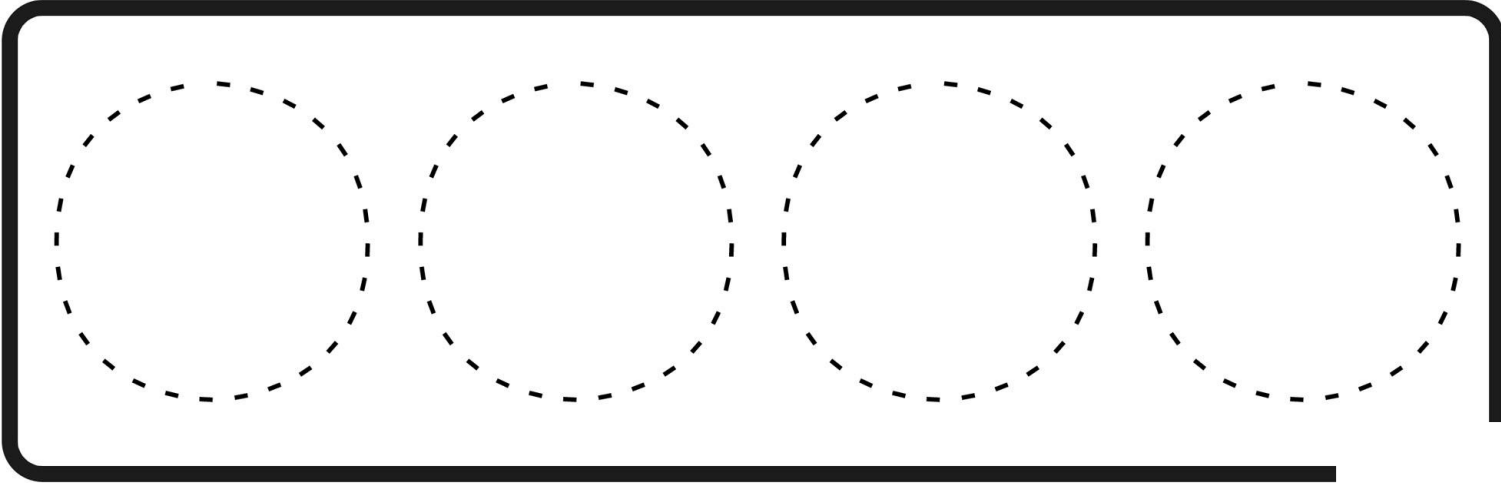
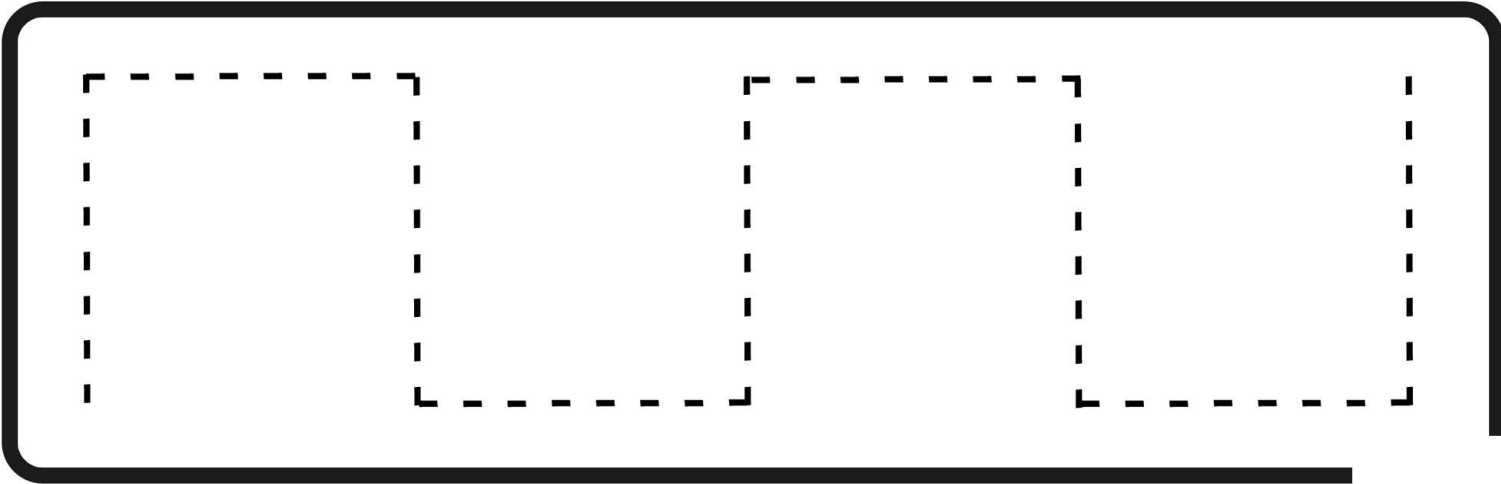
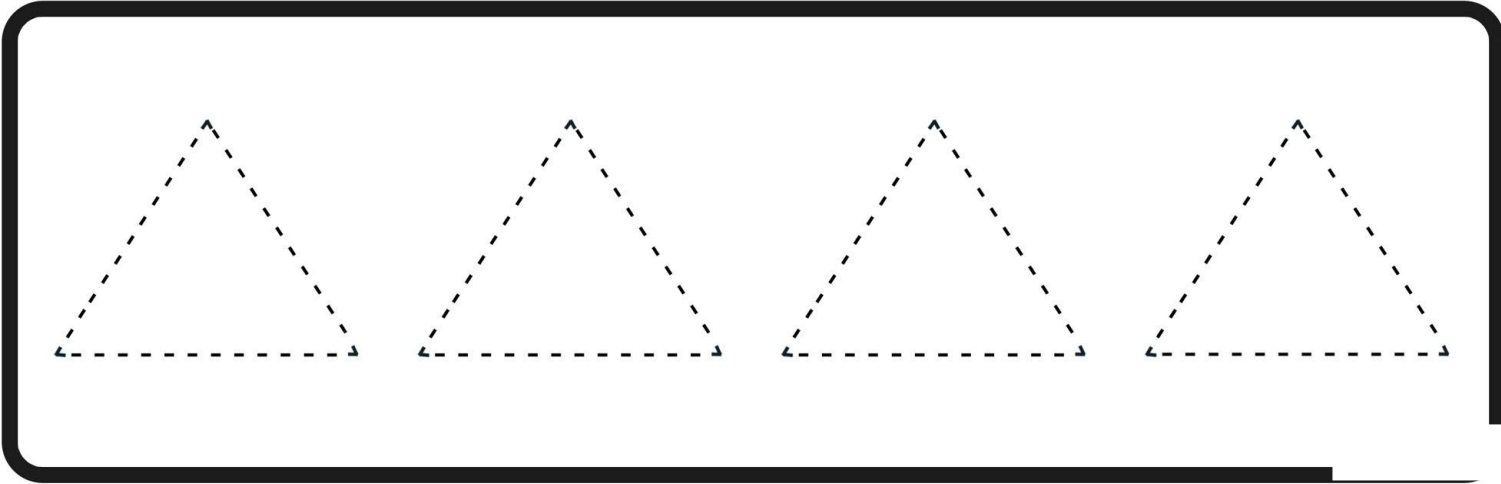


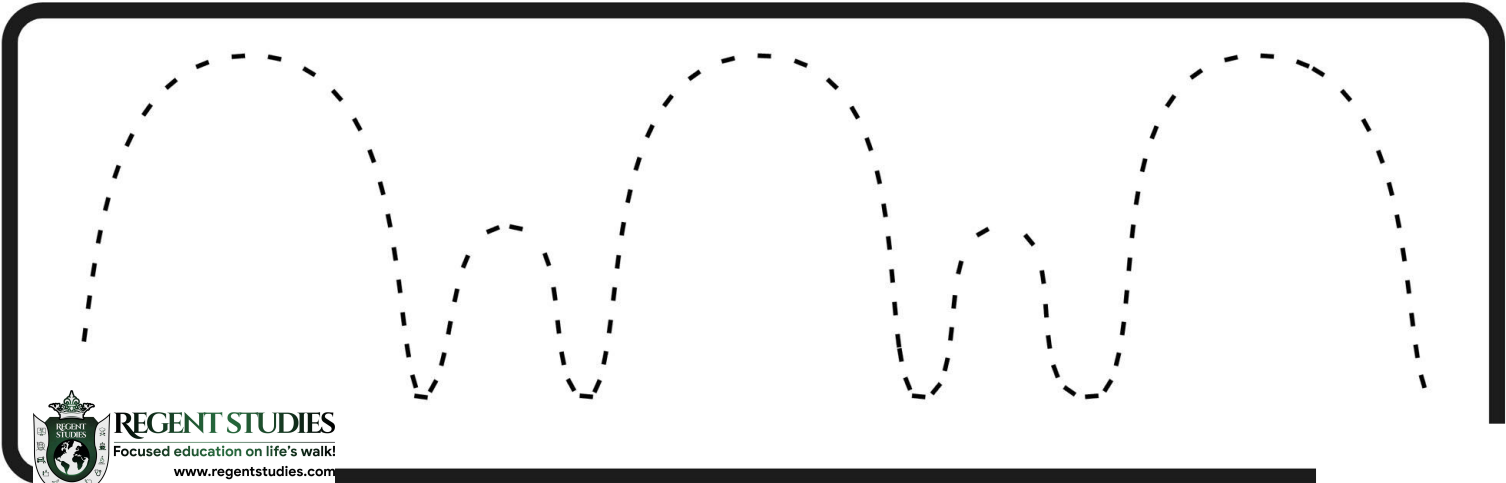

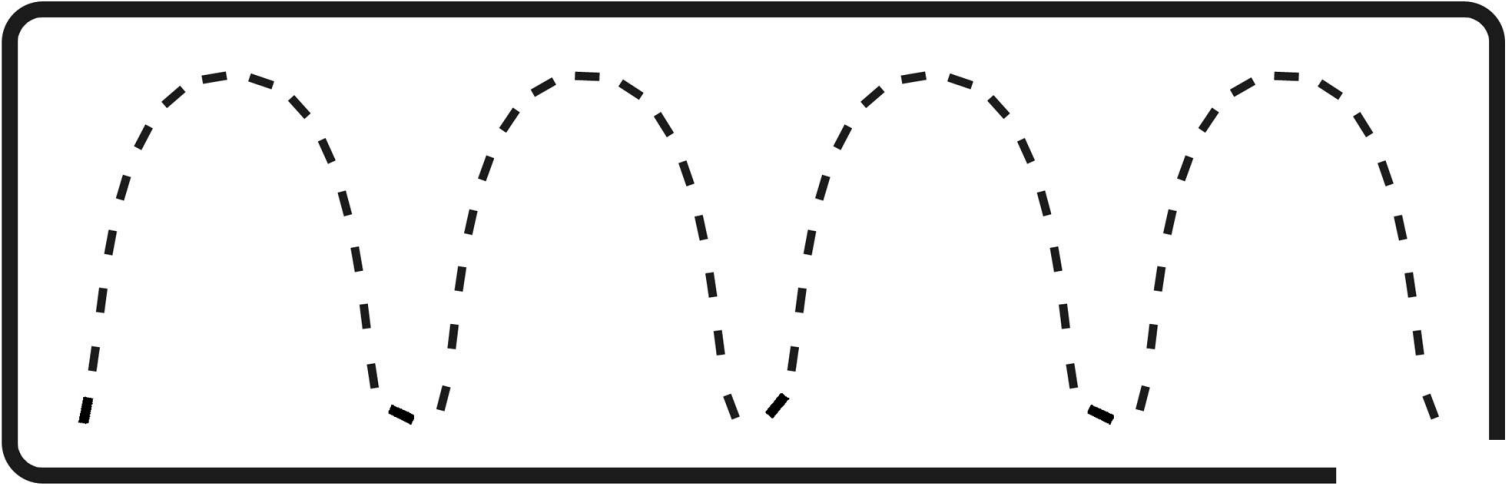
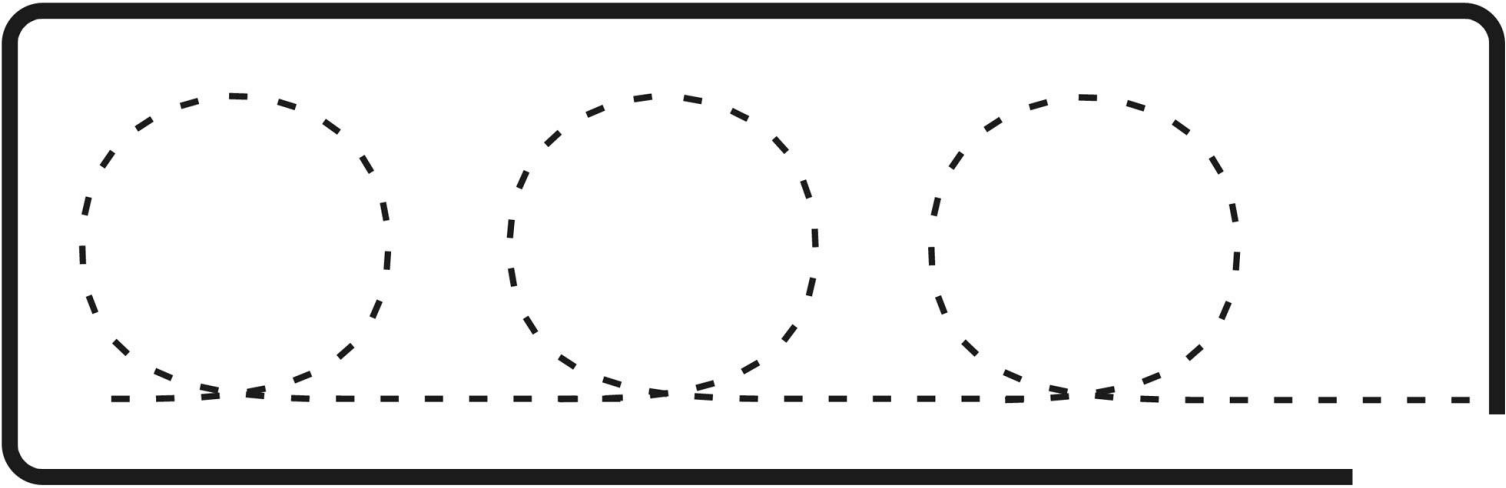







REGENT STUDIES
Focused education on life's walk!
www.regentstudies.com





Curly Caterpillar Letters and Words



C C C C C C C

can

cub

cot




a a a a a a

ant

at

as



d d d d d d d

dot

dim

dad




g g g g g g g

go

get

gag



q q q q q q q

quack

quick



e e e e e e e

egg

elm

eel




S S S S S S S

sit

sat

sud




f f f f f f f

fit

fab

fed



O O O O O O

on

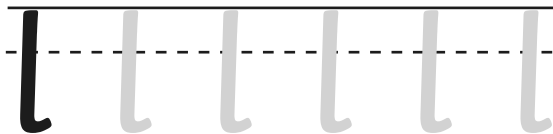

off

odd

Now use the handwriting lines below to practise some more letters and words.

Handwriting practice lines consisting of three sets of horizontal lines (top, middle dashed, bottom) for practicing letter formation.


Ladder Letters and Words



lid

lab


lot



if

is

ill

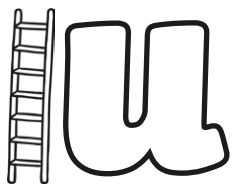


t t t t t t

tab

tell

tot




u u u u u u

up

us

urn



j j j j j j

jam

jet

job




y y y y y y

yum

yet

yard

One-armed Robot Letters and Words




r r r r r r

rub

rip

red




b b b b b b

bat

bell

bib




n n n n n n n

nod

nut

neck




h h h h h h h

hem

hat

hill




m m m m m m m m

man

met

mum




k k k k k k k

kick

kid

keg



p p p p p p p

pit

peg

pop

Now use the handwriting lines below to practise some more letters and words.

Handwriting practice lines consisting of three sets of horizontal lines. Each set includes a solid top line, a dashed middle line, and a solid bottom line.

Zigzag Monster Letters and Words



v v v v v v

van

vet

verb



w w w w w w

wag

wet

will



x x x x x x

fox box x-ray



z z z z z z

zip zap zigzag

Handwriting Activity



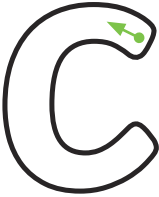

Curly Caterpillar Letters





c





a

o

Trace over the letters in the boxes below.

Handwriting Activity





Curly Caterpillar Letters





s





g

d

Trace over the letters in the boxes below.


Letter Formation

c a d g q e s f o


l i t j y u

r b n h m k p








v w x z



Curly Caterpillar Letters







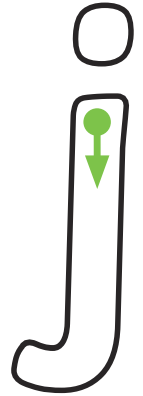



Curly Caterpillar Letters





Ladder Letters




Ladder Letters



One Armed Robot Letters




One Armed Robot Letters







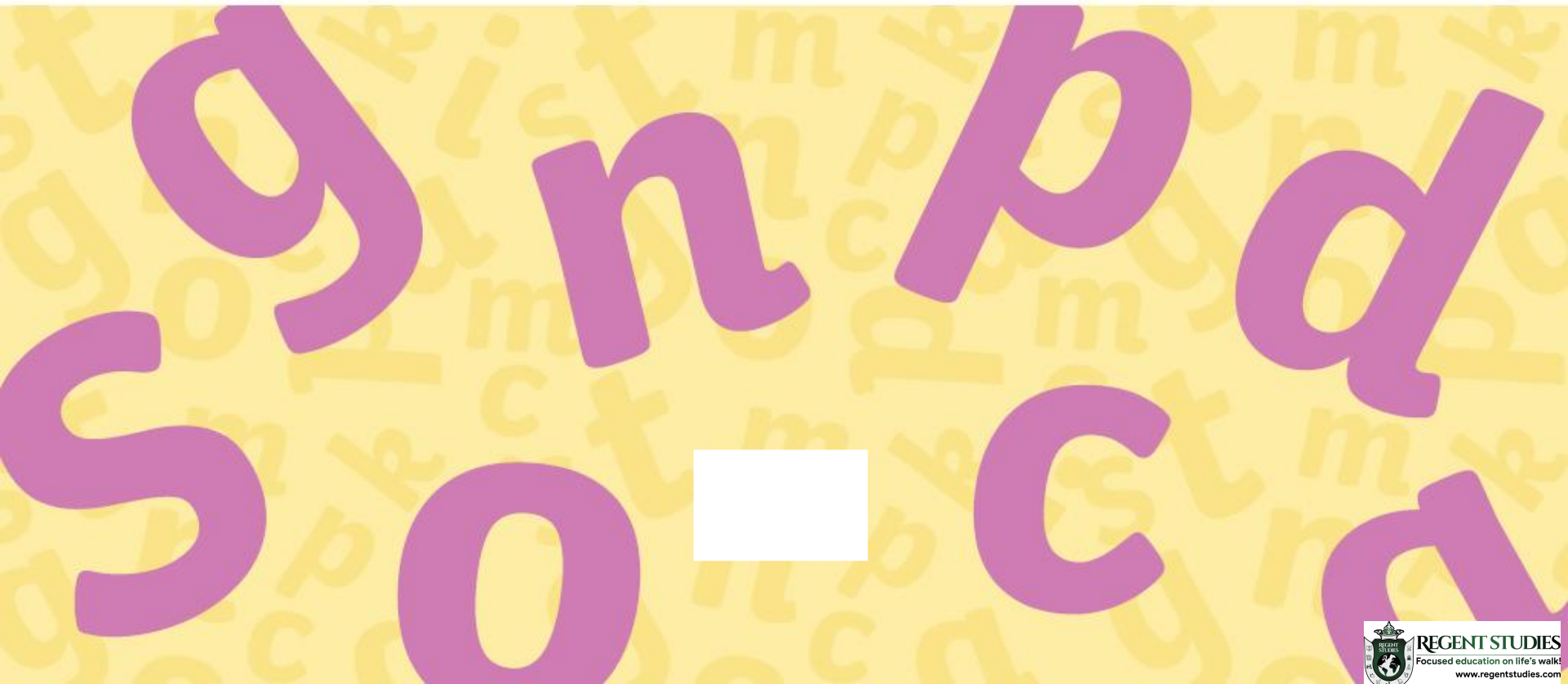
Zigzag Monster Letters



Zigzag Monster Letters



Lovely Lower Case Letters



Perfect Pencil Grip

3

Grip



Ready to Write?



Let's Write the Letter a

Curly Caterpillar Letters



Let's Write the Letter a



Let's Write the Letter a


Can you write the letter a in the air?



Can you write the letter a on a partner's back?

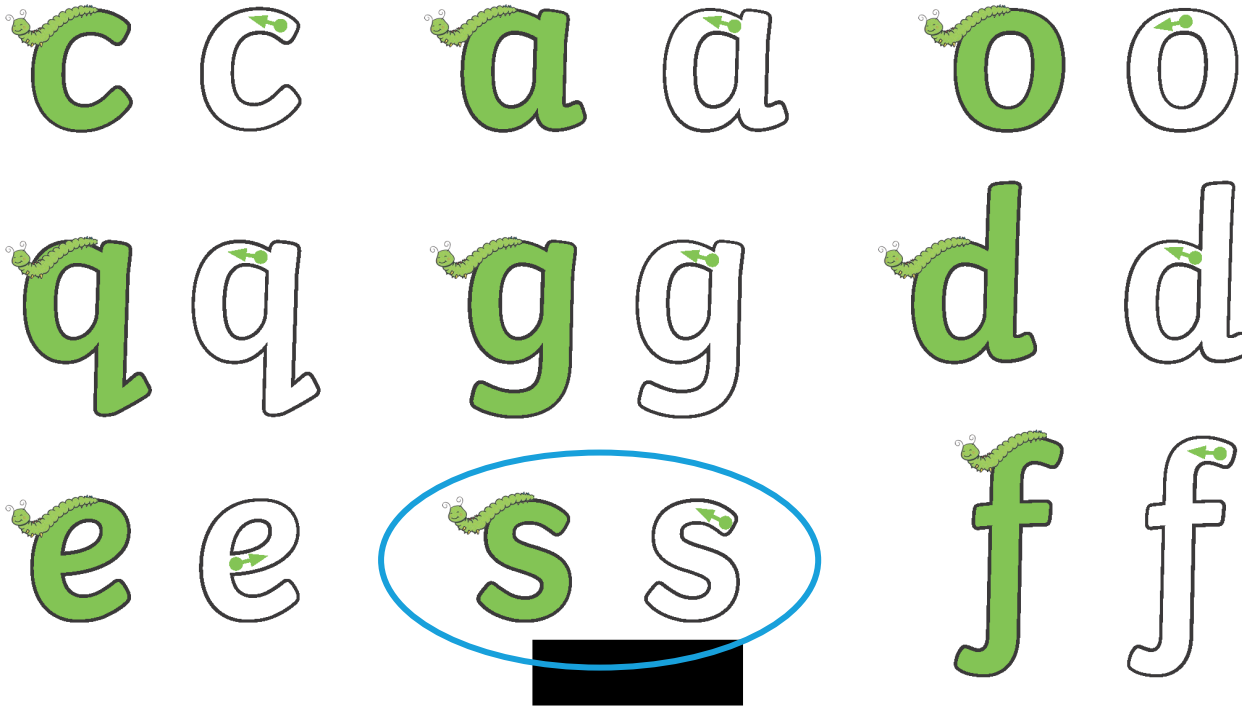


Can you write the letter a on your activity sheet?



Let's Write the Letter s

Curly Caterpillar Letters



Let's Write the Letter s



Let's Write the Letter s


Can you write the letter s in the air?



Can you write the letter s on a partner's back?







Can you write the letter s on your activity sheet?




Let's Write the Letter i

Ladder Letters



Let's Write the Letter i




Let's Write the Letter i


Can you write the letter i in the air?



Can you write the letter i on a partner's back?






Can you write the letter i on your activity sheet?



Let's Write the Letter i

Ladder Letters




Let's Write the Letter t



Let's Write the Letter t


Can you write the letter t in the air?



Can you write the letter t on a partner's back?





Can you write the letter t on your activity sheet?




Let's Write the Letter i

One Armed Robot Letters



Let's Write the Letter p



Let's Write the Letter p


Can you write the letter p in the air?



Can you write the letter p on a partner's back?




Can you write the letter p on your activity sheet?




Let's Write the Letter i

One Armed Robot Letters



Let's Write the Letter n



Let's Write the Letter n


Can you write the letter n in the air?



Can you write the letter n on a partner's back?




Can you write the letter n on your activity sheet?




Let's Write the Letter s

Curly Caterpillar Letters



Let's Write the Letter d



Let's Write the Letter d


Can you write the letter d in the air?



Can you write the letter d on a partner's back?

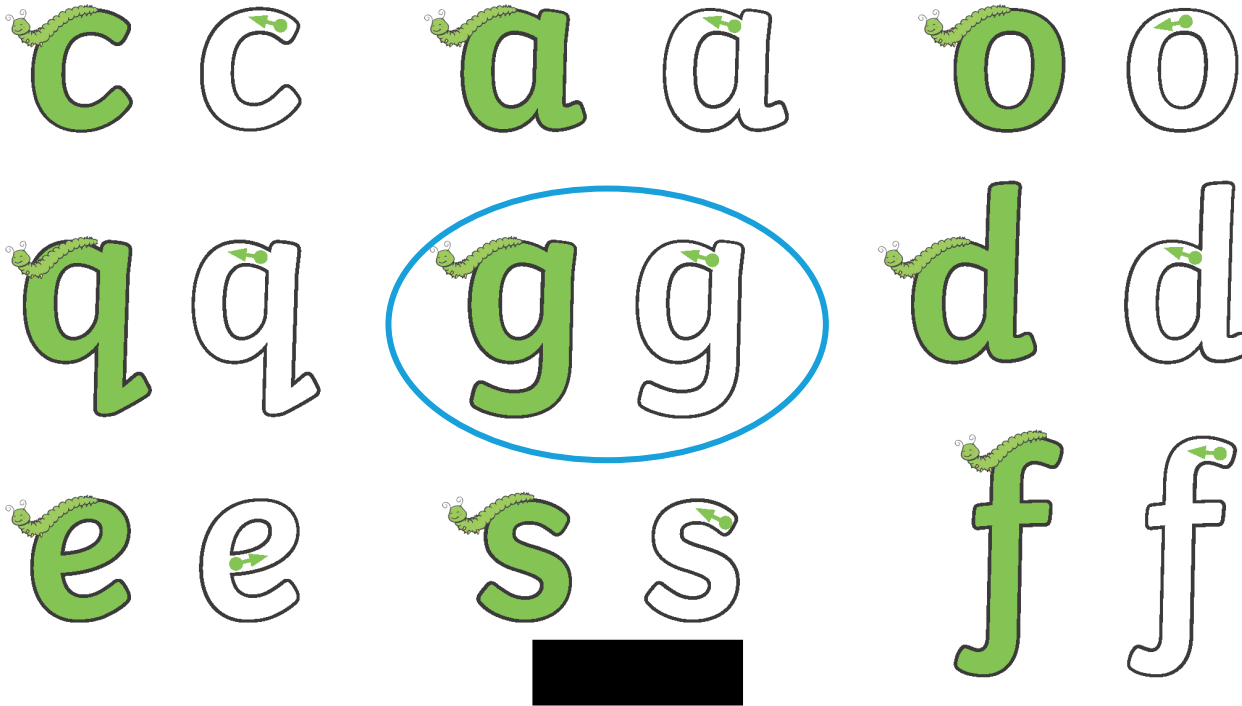


Can you write the letter d on your activity sheet?



Let's Write the Letter s

Curly Caterpillar Letters



Let's Write the Letter g



Let's Write the Letter g


Can you write the letter g in the air?



Can you write the letter g on a partner's back?



Can you write the letter g on your activity sheet?




Let's Write the Letter s

Curly Caterpillar Letters




Let's Write the Letter o



Let's Write the Letter o


Can you write the letter o in the air?



Can you write the letter o on a partner's back?

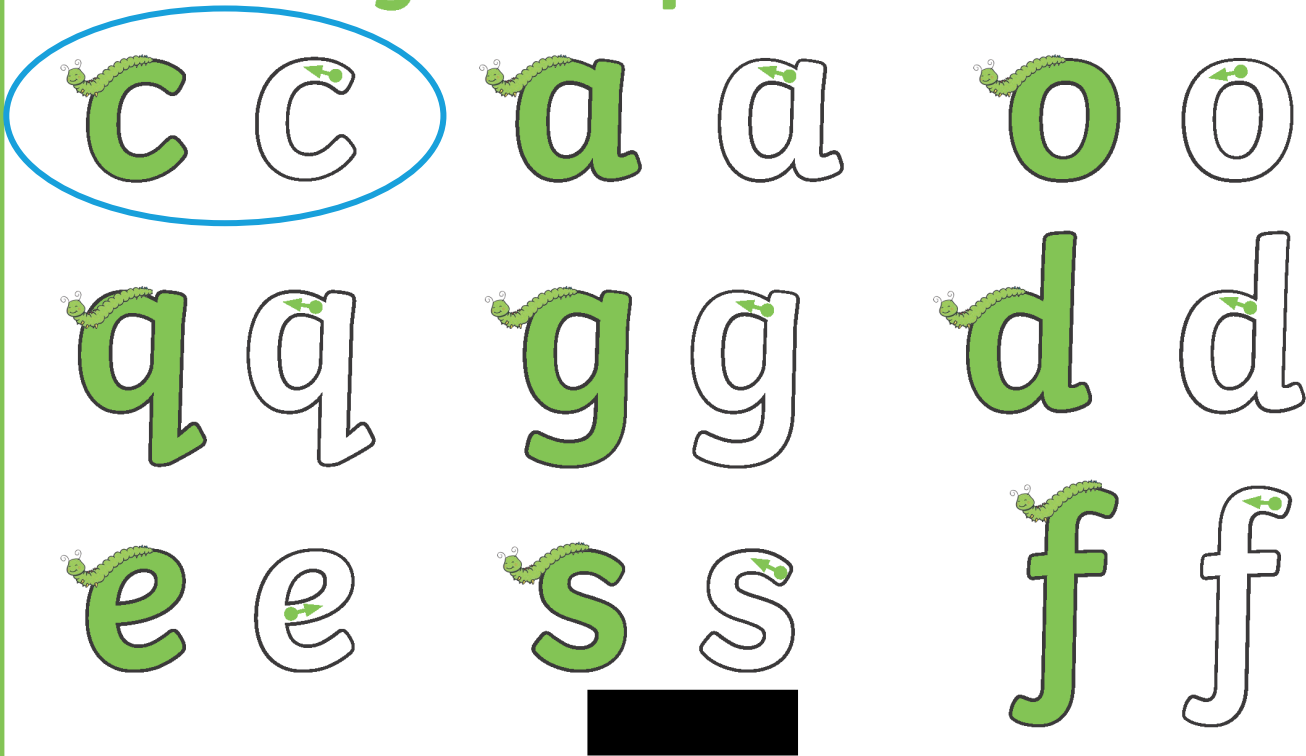


Can you write the letter o on your activity sheet?

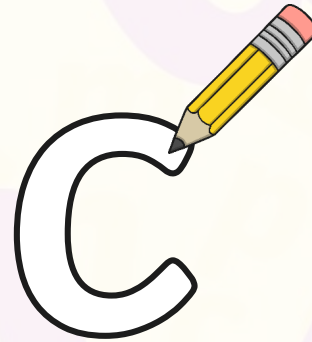


Let's Write the Letter s

Curly Caterpillar Letters



Let's Write the Letter c



Let's Write the Letter c

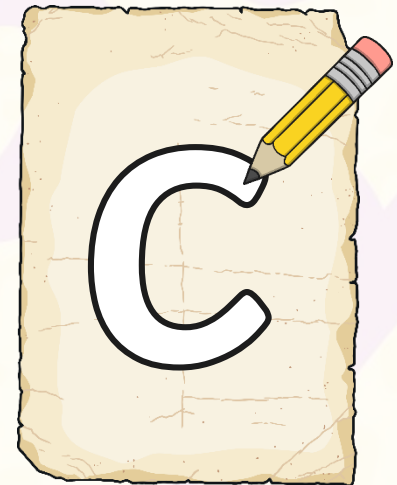
Can you write the letter c in the air?



Can you write the letter c on a partner's back?


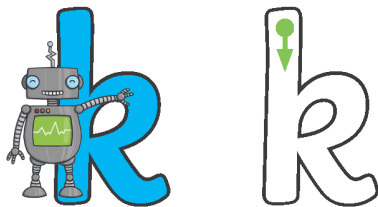





Can you write the letter c on your activity sheet?




Let's Write the Letter i

One Armed Robot Letters





Let's Write the Letter m



Let's Write the Letter m


Can you write the letter m in the air?



Can you write the letter m on a partner's back?




Can you write the letter m on your activity sheet?



Let's Write the Letter i

One Armed Robot Letters



Let's Write the Letter k



Let's Write the Letter k


Can you write the letter k in the air?



Can you write the letter k on a partner's back?



Can you write the letter k on your activity sheet?







Adult Teaching Suggestions

We hope you find these Pre-Key Stage Standard suggestions useful. Please be aware that the suggestions and resources mentioned are potential ways to check understanding relating to the relevant strands. Other resources may be needed in addition to those suggested.

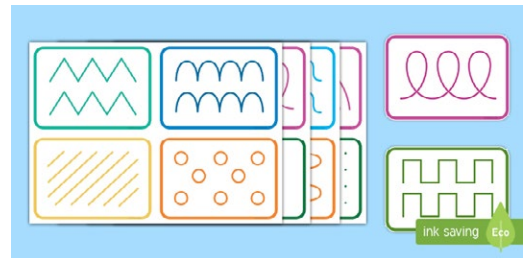
Strand B

The pupil can form correctly most of the 10+ lower case letters in Standard 2 of English language comprehension and reading (s, a, t, p, i, n, m, d, g, o, c and k).

Task

Activity One – Lovely Letter Formation (s, a, t, p, i and n)

Begin with the **Fine Motor Pattern Cards**, helping pupils to practise mark-making, tracing and overwriting. Use a range of sensory materials, such as sand, mud, cornflour, gloop or other materials preferred by the pupils. Ensure pupils have an appropriate pencil grip. Use the **Perfect Pencil Grip Resource Pack** to develop and secure this skill. Teach the formation of lower case letters in letter families. Begin with curly caterpillar letters (a and s), before progressing to long ladder letters (i and t) and then one-armed robot letters (p and n). Show pupils the letter families using the **Lovely Letter Formation PowerPoint**, practising formation of the individual letters using the formation animations and the corresponding activity sheets. Aim to make letter formation activities as practical as possible with pupils forming letters in a range of sensory materials and using a range of media.



Activity Two – Lovely Letter Formation (m, d, g, o, c and k)

Begin again with the **Fine Motor Pattern Cards** and the **Perfect Pencil Grip Resource Pack**. Teach the formation of the next letters (m, d, g, o, c and k) in letter families. Begin with curly caterpillar letters (d, g, o and c) and then progress to one-armed robot letters (m and k). Show pupils the letter families using the **Lovely Letter Formation PowerPoint**, practising formation of the individual letters using the formation animations and the corresponding activity sheets. Aim to make letter formation activities as practical as possible with pupils forming letters in a range of sensory materials and using a range of media.

